


ABRASIVE CUT-OFF WHEELS

REINFORCED FOR STEEL CUTTING

- HIGH RESISTANCE TO BREAKAGE
- FAST CUTTING ACTION.
- LOW WEAR RATE



SMALL CUT-OFF WHEELS


DIA.	THICK.	HOLE	GRIT	RPM	PRICE
2"	.035	1/4"	60	30000	.89
3"	.035	1/4"	60	25000	.99
3"	.035	3/8"	60	25000	.99
3"	1/16"	1/4"	46	25000	.99
3"	1/16"	3/8"	36	25000	.99
3"	1/16"	3/8"	60	25000	.99
3"	1/8"	1/4"	60	25000	1.09
3"	1/8"	3/8"	36	25000	1.09
4"	1/16"	3/8"	46	19000	1.19
4"	1/16"	5/8"	46	19000	1.19
4"	1/8"	3/8"	36	19000	1.19

LARGE CUT-OFF WHEELS

SIZE	PRICE	25+	100+
7 x 1/16 x 1-1/4"	3.60	3.25	2.50
7 x 1/8 x 1"	3.60	3.25	2.50
10 x 1/8 x 1"	4.50	3.95	3.25
12 x 1/8 x 1"	4.90	4.60	3.95
14 x 1/8 x 1"	5.95	5.25	4.60
16 x 1/8 x 1"	8.50	7.96	6.49
18 x 1/8 x 1"	12.50	11.16	9.31
20 x 1/8 x 1"	14.95	12.95	11.95

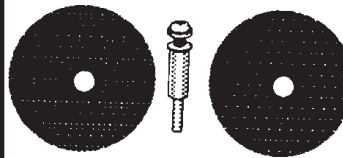
SPECIALLY DESIGNED FOR 14" PORTABLE SAW			
14 x 7/64 x 1"	4.90	4.60	3.75

DEPRESSED CENTER GRINDING WHEELS



DIA.	THICK.	HUB	PRICE	25+	100+
4"	1/4"	5/8" Hole	\$1.45	\$1.30	.95
4-1/2"	1/4"	7/8" Hole	2.30	2.05	1.60
5"	1/4"	7/8" Hole	2.30	2.05	1.60
7"	1/4"	5/8-11 Flange Attached	3.50	3.15	2.60
9"	1/4"	5/8-11 Flange Attached	4.70	4.20	3.60

2PC CUT OFF WHEEL & MANDREL SET

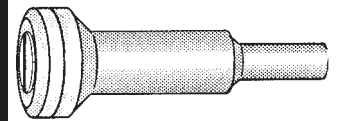


Contains 2 3" x .070 x 3/8" Cut Off Wheels and 3/8 x 1/4" Shank Mandrel

\$5.95

MANDRELS

FOR MOUNTING SMALL CUTTING AND GRINDING WHEELS



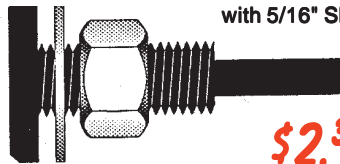
#CM23

1/4" & 3/8" Adapter with 1/4" Shank

\$5.95

wolcraft

#2117-1/2" DRILL ARBOR with 5/16" Shaft



\$2.33

WIRE WHEELS & BRUSHES

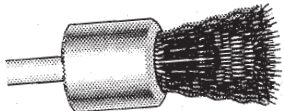
#2104 SPIRAL WIRE BRUSH

\$4.42



#2126-1 END BRUSH

\$3.89



#2114 MINIATURE

3 pc. Wheel Set with 1/8" shaft

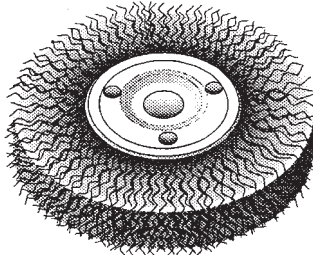
\$6.16



ECONOMY

WIRE WHEELS

- Flat Style
- Coarse Steel Wire
- For Bench Grinders & Electric Drills



6" dia. x 1/2" Arbor Hole	\$3.95
8" dia. x 5/8" Arbor Hole	5.95
10" dia. x 1" Arbor Hole	8.95

WIRE WHEELS 1/2" BORE


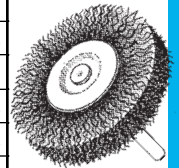
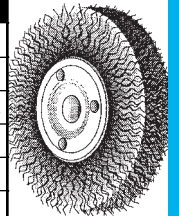
No.1417 3" COARSE	\$2.69
No.1418 3" FINE	2.91
No.1419 4" COARSE	3.64
No.1420 4" FINE	3.89
No.1421 6" COARSE	5.89
No.1422 6" FINE	6.49

WIRE WHEELS 1/4" SHAFT

No.1403 1-1/2" COARSE	2.36
No.1404 1-1/2" FINE	2.51
No.1405 2" COARSE	2.36
No.1406 2" FINE	2.51
No.1407 2-1/2" COARSE	2.96
No.1408 2-1/2" FINE	3.16
No.1409 3" COARSE	2.87
No.1410 3" FINE	3.27
No.1411 3-1/2" COARSE	4.13
No.1412 3-1/2" FINE	4.29

CUP BRUSHES 1/4" SHAFT

No.1425 2" COARSE	3.07
No.1426 2" FINE	3.31
No.1427 3" COARSE	4.29
No.1428 3" FINE	4.71



141

INDUSTRIAL PIPE & STEEL CO.
9936 Rush Street
South El Monte, CA 91733



NATIONWIDE 800-423-4981
Local Number (626) 443-9467
Fax Number (626) 579-4602

141