




LARGE SELECTION YOUR CHOICE OF POWER, SPEED, EXHAUST

PROFESSIONAL AIR TOOLS

DIE GRINDER


#1954HP



- 23,000 RPM
- Lever-Lock
- 3/8"-24 Spindle Thread
- 1/4" PT Hose Conn
- 16-1/4" O.A.L.
- .75 HP
- Front Exhaust

\$217.00

Angle die grinder

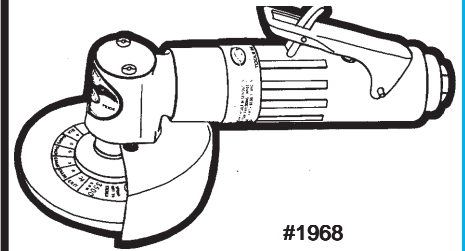


#1DA211

- 20,000 RPM
- 1/4"-SIOUX Collet/Spindle
- 1/3 HP
- 17 CFM Max.
- 6" Length
- Front Exhaust

\$354.40

4-1/2" right angle Grinder




#1968

- 12,000 RPM
- 5/8" - 11 Spindle Thread
- 8" Length
- Equipped with 4-1/2" Dep. Center Grinding Wheel

\$456.00

right angle Grinder

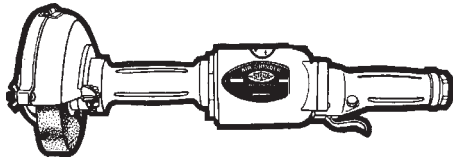
#1285L



- 6,000 RPM
- 1 HP
- 3/8" Hose Size
- Lever Lock
- 5/8" - 11 Spindle Thread
- 18 Max. Air Cons. Cu. Ft.
- 35 Full Load Air cons. Cu. Ft.

\$662.00

horizontal grinder



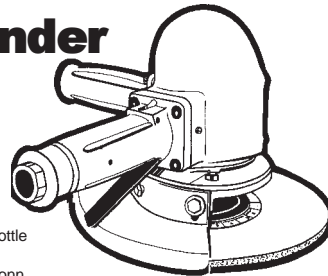
#509

- 12,000 RPM
- Lever Throttle
- Straight Wheel
- 1 HP
- 1/2" - 13 Arbor

\$729.00

- 1/4 PT Inlet
- Front Exhaust

7"sander



#V5247

- 7000 RPM
- Lever-Lock Throttle
- 1/2" Hose Size
- 1/2" PT Hose Conn.
- 60 CFM
- Automatic overspeed shutoff
- Aluminum alloy housing

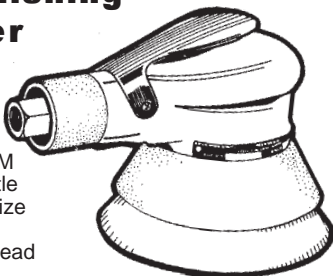
\$899.00

Air finishing sander

#690

- 10,000 RPM
- Palm Throttle
- 5" Paper Size
- 5/16" x 24 Spindle Thread
- .4 HP
- 90 Recommended PSI
- 1/4" Hose conn. NPT

\$240.00




finishing sander

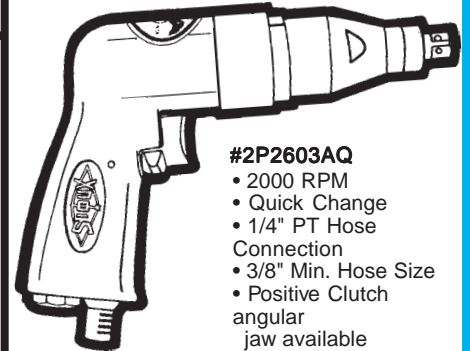
#602

- 9,000 RPM
- Palm Throttle
- 3" x 8" Pad
- 5/16" x 24 Spindle Thread
- .4 HP
- 1/4" Hose conn. NPT
- 90 Recommended PSI

\$276.00



screwdriver reversible



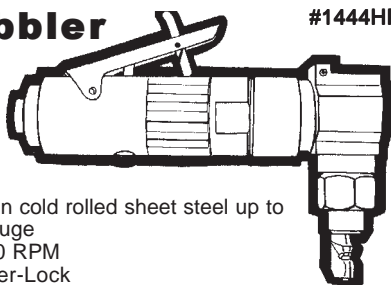
#2P2603AQ

- 2000 RPM
- Quick Change
- 1/4" PT Hose Connection
- 3/8" Min. Hose Size
- Positive Clutch angular jaw available

\$353.00

nibbler

#1444HP



Use on cold rolled sheet steel up to 18 gauge

- 2600 RPM
- Lever-Lock
- 1/4" PT Hose Connection
- .75 HP.
- 3/8" Min. Hose Size

\$515.00

air shear



#1446HPL

- Cuts 18 gauge Steel
- 2600 RPM
- Lever-Lock
- 29/32 Side to Center
- 1/4" PT Hose Connection
- .75 HP.
- 3/8" Min. Hose Size

\$424.00

air jig saw

#1309

- 1" Stroke
- 2400 Strokes per Min.
- 1/4" PT Hose Connection
- Quick change blade chuck
- Variable Speed control
- Adjustable orbital blade action
- Rear exhaust
- Remote exhaust available



\$525.00

595

INDUSTRIAL PIPE & STEEL CO.
9936 Rush Street
South El Monte, CA 91733



NATIONWIDE 800-423-4981
Local Number (626) 443-9467
Fax Number (626) 579-4602

595